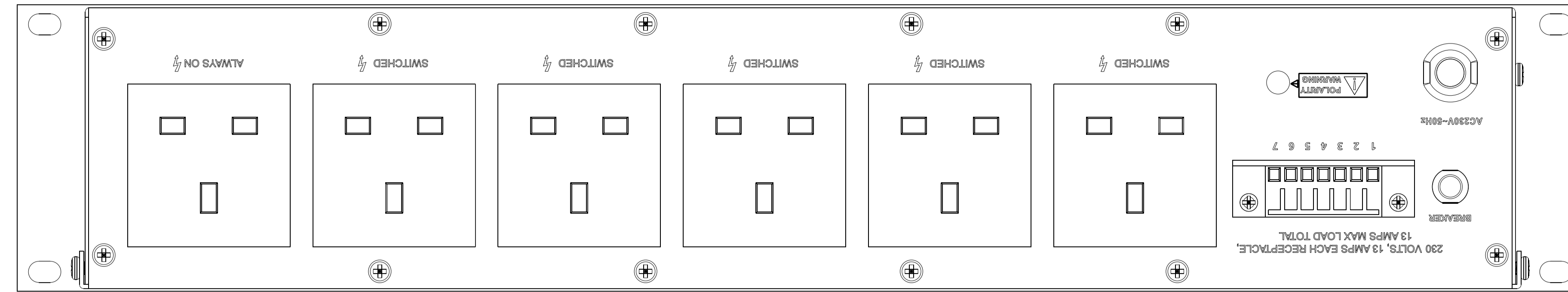


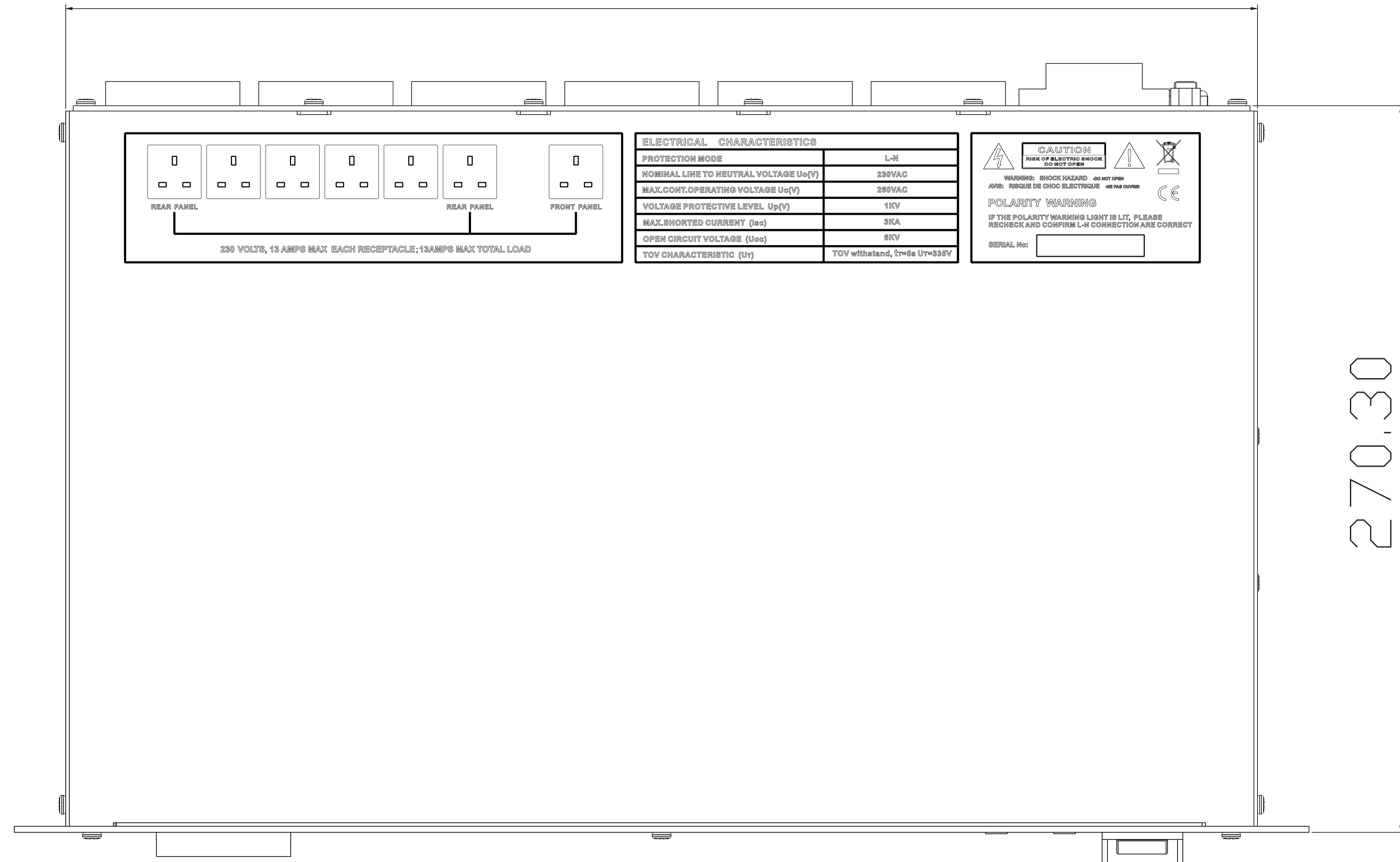

DRAWING NO. REV.

REVISIONS			
REV	DATE	DESCRIPTION	BY




443.60

86.30



270.30

482.00



88.00

APPROVAL	DATE	THE INFORMATION CONTAINED, OR PART DESCRIBED IN THIS DOCUMENT OR DRAWING IS PROPRIETARY TO NEW FRONTIER ELECTRONICS INC AND MAY NOT BE REPRODUCED, DIVULGED, USED, OR MANUFACTURED WITHOUT WRITTEN PERMISSION OF NEW FRONTIER ELECTRONICS, INC.	NEW FRONTIER ELECTRONICS, INC. BLUE BELL PA,USA			
DRAWN CFYDU	Apr 21 2011		ASSEMBLY OUTLINE, SX2213RT			
CHK			PROJECT	SCALE	PAPER	DRAWING NO.
APPV				B		
APPV			REV.	SHEET 1 of 1		
CAD		MATERIAL				
FILE NAME		FINISH				
DISK NAME			TOLERANCES UNLESS NOTED .XXX ±0.05 .XX ±0.01 .X ±0.02 ANGULAR ±0.5°			

FILE NAME: OUTLINE_SX2213RT