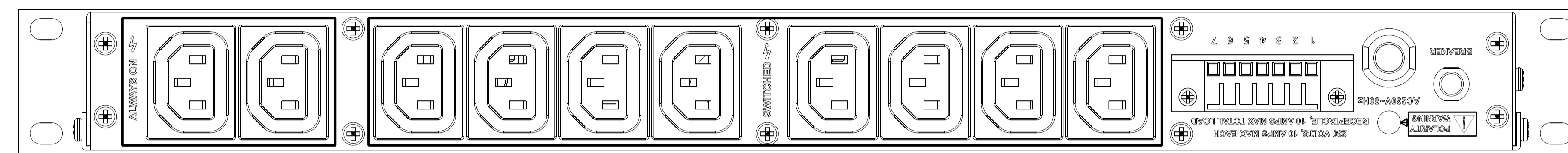




DRAWING NO. REV.

REVISIONS			
REV	DATE	DESCRIPTION	BY

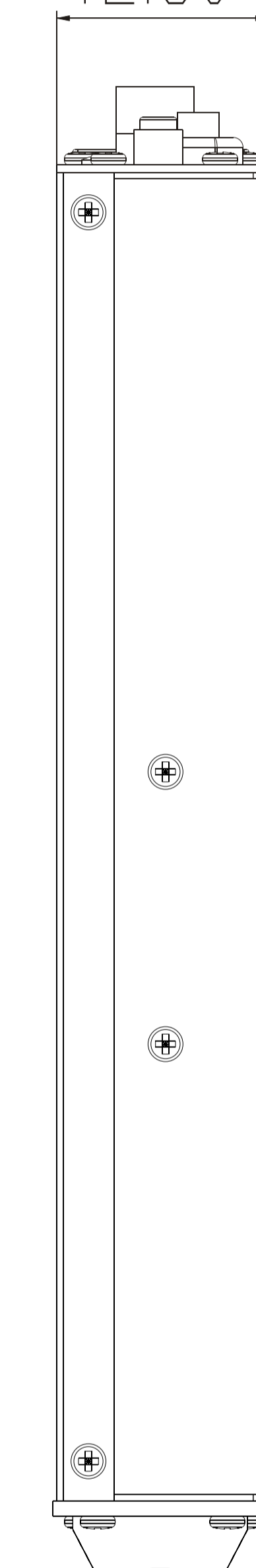


443.00

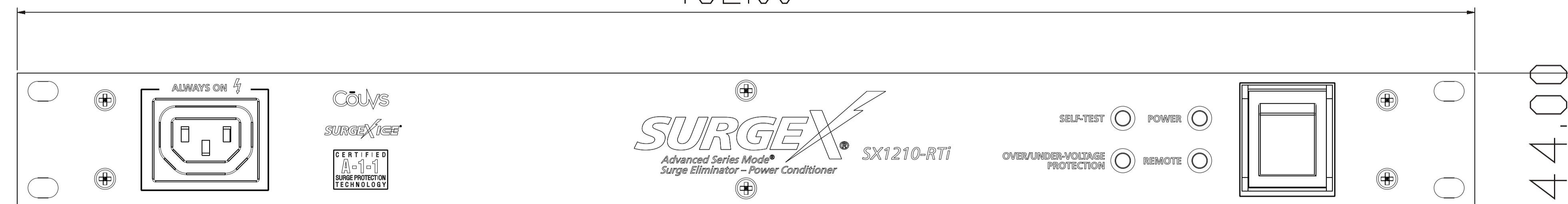
42.30



270.50



482.00



APPROVAL	DATE	THE INFORMATION CONTAINED, OR PART DESCRIBED IN THIS DOCUMENT OR DRAWING IS PROPRIETARY TO NEW FRONTIER ELECTRONICS INC AND MAY NOT BE REPRODUCED, DIVULGED, USED, OR MANUFACTURED WITHOUT WRITTEN PERMISSION OF NEW FRONTIER ELECTRONICS, INC.	NEW FRONTIER ELECTRONICS, INC. BLUE BELL PA,USA			
DRAWN CFYOU	Apr 21 2011		ASSEMBLY OUTLINE, SX1210RTI			
CHK			PROJECT	SCALE	PAPER	DRAWING NO.
APPV				B		
APPV			REV.	SHEET		
CAD		MATERIAL	1 of 1			
FILE NAME		FINISH	TOLERANCES UNLESS NOTED			
DISK NAME			.XXX ±.005 .XX ±.01 .X ±.02 ANGULAR ±0.5°			

FILE NAME: OUTLINE_SX1210RTI